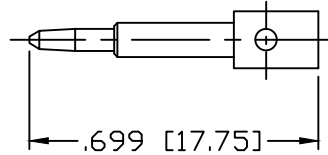
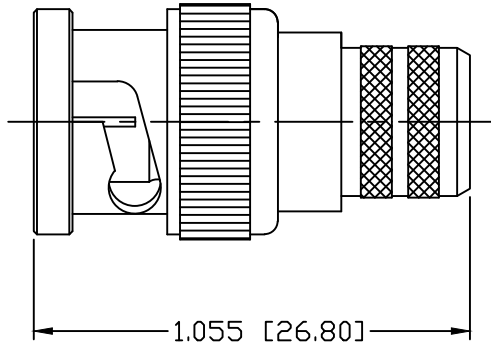


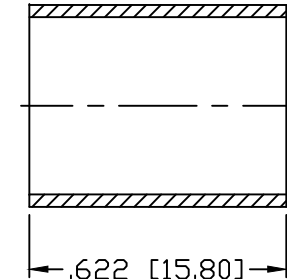
THIS DRAWING CONTAINS INFORMATION PROPRIETARY TO RF INDUSTRIES,  
 ANY UNAUTHORIZED USE OF THIS DRAWING IS EXPRESSLY PROHIBITED  
 WITHOUT WRITTEN PERMISSION FROM RF INDUSTRIES.  
 ANY VIOLATION IS PUNISHABLE UNDER U.S. COPYRIGHT LAWS.

ALL DIMENSIONS ARE REFERENCE ONLY

PART NO.		RFB-1106-1		
REV	DESCRIPTION	DWN	DATE	APPROVED
-	ENGINEERING RELEASE	CZS	6/26/06	JDMc
A	ADDED SOLDER ONLY NOTE	CZS	8/8/06	JDMc



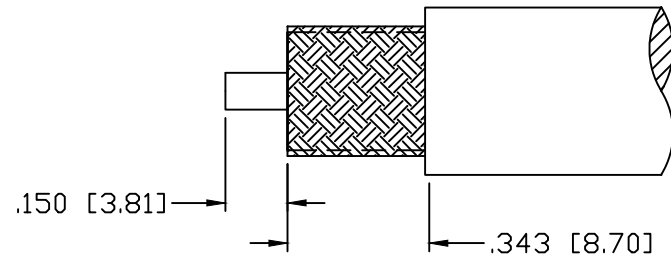
RECOMMENDED CRIMP DIE: .118/.128"  
 "SOLDER ONLY" FOR RG-8/U TYPE CABLE



RECOMMENDED CRIMP DIE: .429"

**SPECIFICATIONS:**

IMPEDANCE: 50 Ohms  
 FREQUENCY RANGE: 0-4 GHz  
 VSWR: 1.3 Max.  
 WORKING VOLTAGE: 500 V rms @ sea level  
 TEMPERATURE RANGE: -65°C TO 85°C  
 INSULATION RESISTANCE: 5k M Ohms min.  
 FOR BELDEN 8214, 9913, 9913F, 9914, RG-8/U TYPE,  
 CAROL C1180, TIMES AA-5886 & LMR-400 CABLE



RECOMMENDED STRIPPING INSTRUCTIONS

1	BODY	1	BRASS	NICKEL, 100μ"
2	INSULATOR	1	PTFE	----
3	PIN	1	BRASS	GOLD, 3μ"
4	GASKET	1	SILICONE	----
5	RETAINING RING	1	BRASS	NICKEL, 100μ"
6	SPRING	1	SK5	NICKEL, 200μ"
7	WASHER	1	BRASS	NICKEL, 100μ"
8	SHELL	1	BRASS	NICKEL, 100μ"
9	FERRULE	1	BRASS	NICKEL, 100μ"
10				
11				
12				
13				
14				
#	DESCRIPTION	QTY	MATERIAL	FINISH

000000	
DRAWN	8/8/06
C. ZUNIGA	
CHECKED	
ORJ DRAWN	6/23/06
C. ZUNIGA	
APPROVALS	DATE

**RoHS COMPLIANT**

DIMENSIONS ARE IN INCHES AND [MILLIMETERS]  
 UNLESS OTHERWISE NOTED TOLERANCES ARE:  
 DECIMALS      DIAMETER

**RF connectors**  
 DIVISION OF RF INDUSTRIES, LTD.

7610 MIRAMAR RD  
 SAN DIEGO, CA 92126  
 (858) 549-6340  
 (858) 549-6345 FAX

**BNC PLUG, CRIMP**

SIZE	CABLE GROUP	DWG NO.	REV
A	I	RFB-1106-1	A

SCALE: NTS      CAD FILE OUTLINE      SHEET 1 OF 1