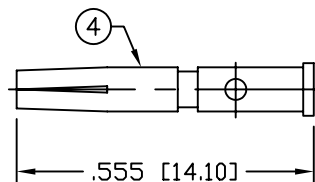
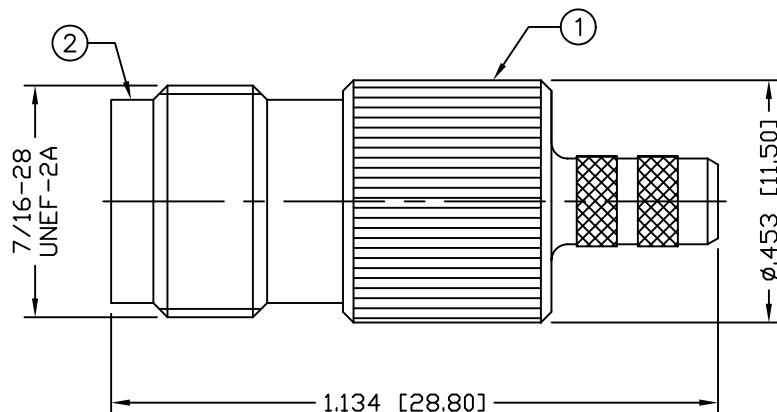
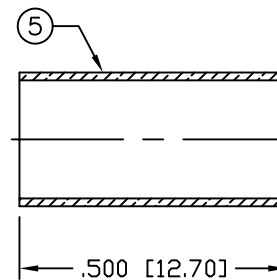


THIS DRAWING CONTAINS INFORMATION PROPRIETARY TO RF INDUSTRIES,
 ANY UNAUTHORIZED USE OF THIS DRAWING IS EXPRESSLY PROHIBITED
 WITHOUT WRITTEN PERMISSION FROM RF INDUSTRIES.
 ANY VIOLATION IS PUNISHABLE UNDER U.S. COPYRIGHT LAWS.

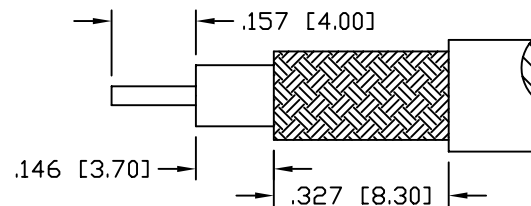
ALL DIMENSIONS ARE REFERENCE ONLY



RECOMMENDED CRIMP DIE: .068"



RECOMMENDED CRIMP DIE: .213"



RECOMMENDED STRIPPING DIM'S

SPECIFICATIONS:

IMPEDANCE: 50 Ohms
 FREQUENCY RANGE: 0-7 GHz
 WORKING VOLTAGE: 500 V rms @ sea level
 INSULATION RESISTANCE: 5k M ohms min.
 TEMPERATURE RANGE: -65°C TO +165°C
 FOR TIMES LMR-200, ALPHA 9848 & MSI-22

1	BODY	1	BRASS	NICKEL, 100μ"	008974	
2	PRESS BODY	1	BRASS	NICKEL, 100μ"		
3	INSULATOR	1	PTFE	---		
4	PIN	1	PHOS BRONZE	GOLD, 3μ"		
5	FERRULE	1	BRASS	NICKEL, 100μ"		
6						
7						
8						
9						
10					DRAWN	
11					C. ZUNIGA	
12					6/20/05	
13					CHECKED	
14						
					ORJ DRAWN	
					C. ZUNIGA	
					6/20/05	
#	DESCRIPTION	QTY	MATERIAL	FINISH	APPROVALS	DATE

UNLESS OTHERWISE SPECIFIED:

DIMENSIONS ARE IN INCHES
 AND [MILLIMETERS]
 UNLESS OTHERWISE NOTED
 TOLERANCES ARE:
 DECIMALS DIAMETER

RFconnectors
 DIVISION OF RF INDUSTRIES, LTD.

7610 MIRAMAR RD
 SAN DIEGO, CA 92126
 (858) 549-6340
 (858) 549-6345 FAX

TNC JACK, CRIMP

SIZE	CABLE GROUP	DWG NO.	REV
A	C2	RFT-1216-C2	-
SCALE:	NTS	CAD FILE	OUTLINE
		SHEET	1 OF 1

PART NO. RFT-1216-C2				
REV	DESCRIPTION	DWN	DATE	APPROVED
-	ENGINEERING RELEASE	CZS	5/26/04	JDMc