

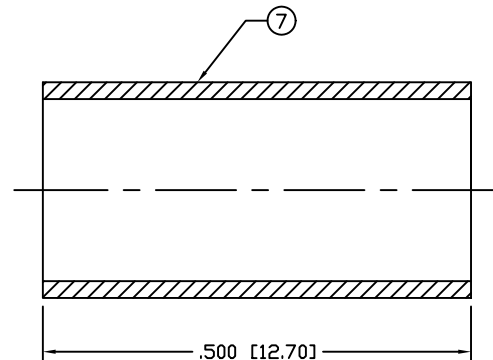
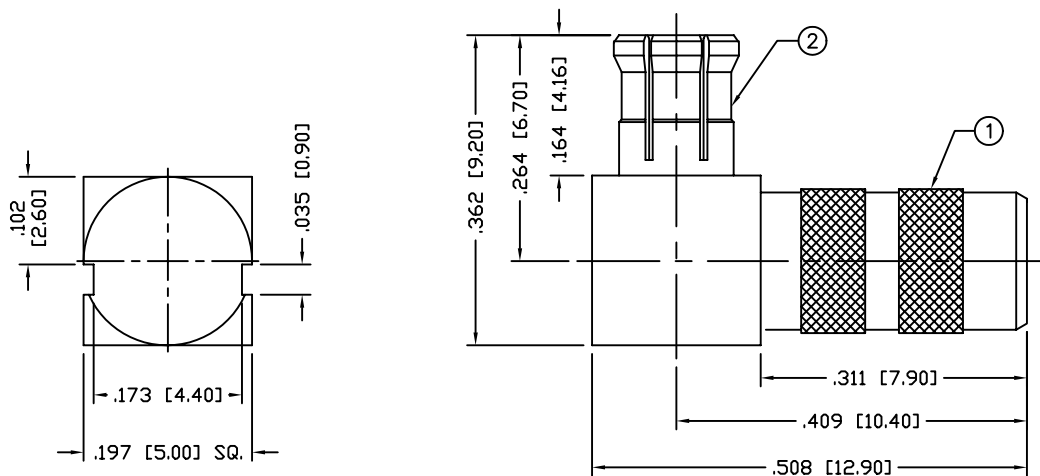
THIS DRAWING CONTAINS INFORMATION PROPRIETARY TO RF INDUSTRIES,  
 ANY UNAUTHORIZED USE OF THIS DRAWING IS EXPRESSLY PROHIBITED  
 WITHOUT WRITTEN PERMISSION FROM RF INDUSTRIES.  
 ANY VIOLATION IS PUNISHABLE UNDER U.S. COPYRIGHT LAWS.

ALL DIMENSIONS ARE REFERENCE ONLY

PART NO.

# RMX-8010-1C

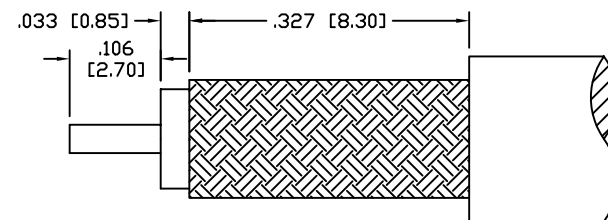
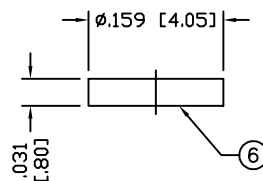
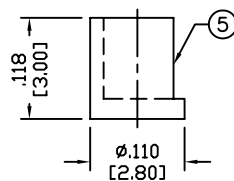
REV	DESCRIPTION	DWN	DATE	APPROVED
-	ENGINEERING RELEASE	CZS	3/9/04	JDMc



RECOMMENDED CRIMP DIE: .213"

## SPECIFICATIONS:

IMPEDANCE: 50 Ohms  
 FREQUENCY RANGE: 0-6 GHz  
 WORKING VOLTAGE: 335 V rms @ sea level  
 VSWR: 1.5 MAX.  
 TEMPERATURE RANGE: -65°C TO 165°C  
 INSULATION RESISTANCE: 1k M Ohms min.  
 FOR RG-58, 58A, 58C, 141, 141A, BELDEN 8240, 9907  
 8259, 8262, 9201, 9203, 9310, 9311 & COMM/SCOPE 0268



RECOMMENDED STRIPPING DIMENSIONS

NOTE: ATTACH CABLE TO CONNECTOR BY  
 SOLDERING THE CABLE INNER CONDUCTOR  
 TO THE PIN SLOT INSIDE THE CONNECTOR

1	FERRULE STUD	1	BRASS	GOLD, 3μ"	008974	UNLESS OTHERWISE SPECIFIED:	
2	BODY	1	Be. Cu.	GOLD, 3μ"			
3	INSULATOR	1	PTFE	---			
4	PIN	1	BRASS	GOLD, 30μ"			
5	INSULATOR	1	DELTRIN	---			
6	COVER	1	BRASS	GOLD, 3μ"			
7	FERRULE	1	BRASS	GOLD, 3μ"			
8							
9							
10					DRAWN	DIMENSIONS ARE IN INCHES AND [MILLIMETERS] UNLESS OTHERWISE NOTED TOLERANCES ARE:	
11					C. ZUNIGA		9/15/04
12					CHECKED		
13					ORJ DRAWN	DECIMALS	DIAMETER
14					C. ZUNIGA		
#	DESCRIPTION	QTY	MATERIAL	FINISH	APPROVALS	DATE	

UNLESS OTHERWISE SPECIFIED:

DIMENSIONS ARE IN INCHES  
AND [MILLIMETERS]  
UNLESS OTHERWISE NOTED  
TOLERANCES ARE:

DECIMALS      DIAMETER

**RF connectors**  
 DIVISION OF RF INDUSTRIES, LTD.

7610 MIRAMAR RD  
 SAN DIEGO, CA 92126  
 (858) 549-6340  
 (858) 549-6345 FAX

## MCX PLUG, CRIMP, R/A

SIZE A	CABLE GROUP C	DWG NO. RMX-8010-1C	REV -
SCALE: NTS	CAD FILE OUTLINE	SHEET 1 OF 1	