

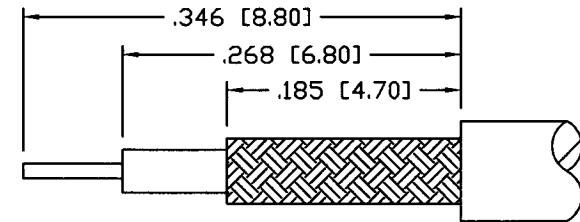
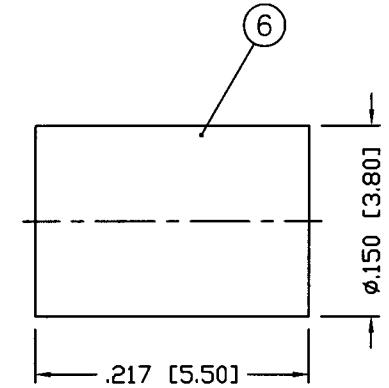
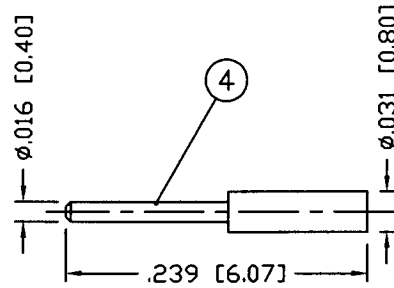
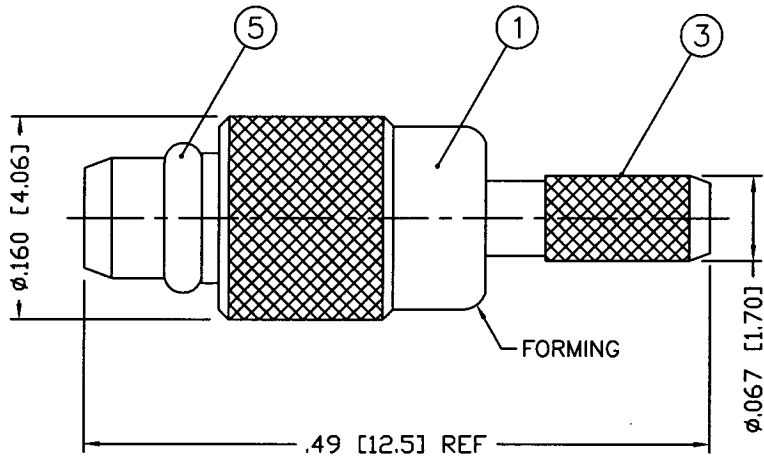
THIS DRAWING CONTAINS INFORMATION PROPRIETARY TO RF INDUSTRIES.
 ANY UNAUTHORIZED USE OF THIS DRAWING IS EXPRESSLY PROHIBITED
 WITHOUT WRITTEN PERMISSION FROM RF INDUSTRIES.
 ANY VIOLATION IS PUNISHABLE UNDER U.S. COPYRIGHT LAWS.

ALL DIMENSIONS ARE REFERENCE ONLY

PART NO.

RMX-9000-1A

REV	DESCRIPTION	DWN	DATE	APPROVED
A	ENGINEERING RELEASE	CZS	3/31/99	R. RICE
B	CHANGE DRWING # FROM 9152A	CZS	8/1/00	JDMc



CRIMPED FERRULE
 HEX CRIMP SIZE .130"

RECOMMENDED
 CABLE STRIPPING DIM'S

SPECIFICATIONS:

IMPEDANCE: 50 OHMS
 FOR RG-178, 178A, 178B, 196, 196A/U

1	BODY	1	BRASS	GOLD, 3 MICRO	008974	
2	INSULATOR	1	PTFE	---		
3	FERRULE STUD	1	BRASS	GOLD, 3 MICRO		
4	CONTACT	1	BRASS	GOLD, 30 MICRO		
5	RETAINING RING	1	Be, Cu	GOLD, 3 MICRO		
6	FERRULE	1	COPPER	GOLD, 3 MICRO		
7						
8						
9						
10						
11						
12						
13						
14						
#	DESCRIPTION	QTY	MATRL	FINISH	APPROVALS	DATE

UNLESS OTHERWISE SPECIFIED:

1. REMOVE ALL BURRS
2. BREAK ALL CORNERS & EDGES .005 R. MAX.
3. CHAMFER 1ST & LAST THREADS 45°
4. SURFACE ROUGHNESS 63 FINISH MIL-STD-10
5. DIAMETERS ON COMMON CENTERS TO BE CONCENTRIC WITHIN .002 T.I.R.
6. ALL DIMENSIONS ARE AFTER PLATING.

DIMENSIONS ARE IN INCHES
 AND [MILLIMETERS]

UNLESS OTHERWISE NOTED
 TOLERANCES ARE:

DECIMALS	DIAMETER
.XXX±.003 [.08]	.XXX±.001 [.03]
.XX±.005 [.13]	.XX±.003 [.08]

RFconnectors
 DIVISION OF RF INDUSTRIES, LTD.

7610 MIRAMAR RD
 SAN DIEGO, CA 92126
 (858) 549-6340
 (858) 549-6345 FAX

MMCX CRIMP PLUG

SIZE A	CABLE GROUP A	DWG NO. RMX-9000-1A	REV B
SCALE: NTS		CAD FILE OUTLINE	SHEET 1 OF 1