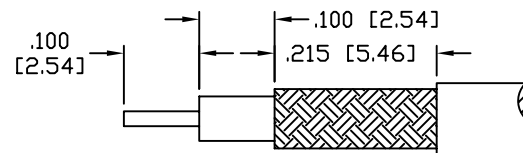
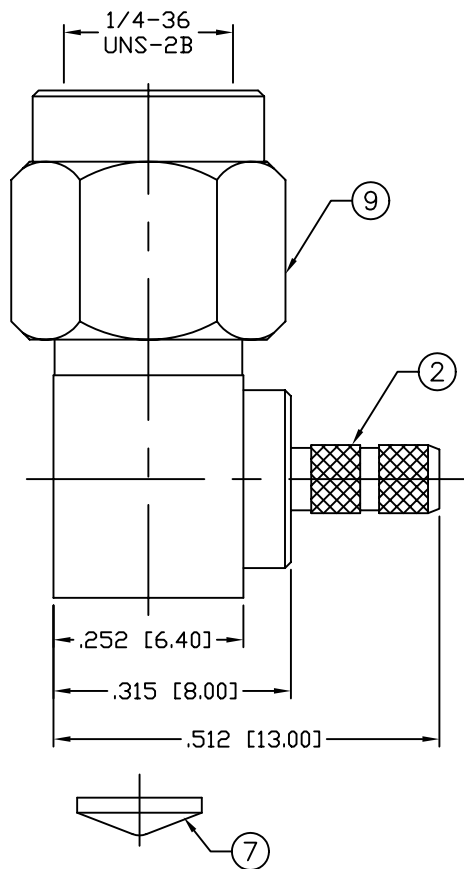


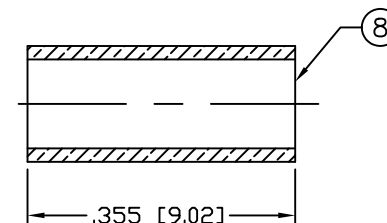
THIS DRAWING CONTAINS INFORMATION PROPRIETARY TO RF INDUSTRIES.
 ANY UNAUTHORIZED USE OF THIS DRAWING IS EXPRESSLY PROHIBITED
 WITHOUT WRITTEN PERMISSION FROM RF INDUSTRIES.
 ANY VIOLATION IS PUNISHABLE UNDER U.S. COPYRIGHT LAWS.

ALL DIMENSIONS ARE REFERENCE ONLY

PART NO.		RSA-3010-B-SS		
REV	DESCRIPTION	DWN	DATE	APPROVED
-	ENGINEERING RELEASE	CZS	4/20/01	JDMc



RECOMMENDED STRIPPING DIM'S



RECOMMENDED CRIMP DIE: .130"

NOTE: ATTACH CABLE TO CONNECTOR BY SOLDERING
 THE CABLE INNER CONDUCTOR TO THE
 CONTACT SLOT INSIDE THE CONNECTOR

SPECIFICATIONS:

IMPEDANCE: 50 Ohms
 FREQUENCY RANGE: 0-12.4 GHz
 INSERTION LOSS(dB): $0.07 \times \sqrt{f}(\text{GHz})$
 VSWR: 1.3 MAX.
 WORKING VOLTAGE: 375 V rms Max. @ Sea Level
 INSULATION RESISTANCE: 5k M Ohms min.
 TEMPERATURE RANGE: -65°C TO 165°C
 FOR RG-174, 188, 188A, 316/U, ALPHA 9174, 9316,
 BELDEN 8216, 83269, 83284, 84316 & TIMES LMR-100A CABLE

1	SMA BODY	1	SST	PASSIVATED	000712	
2	BODY	1	SST	PASSIVATED		
3	PIN	1	BRASS	GOLD, 50μ"		
4	INSULATOR	1	PTFE	---		
5	RETAINING RING	1	Be. Cu.	NICKEL, 100μ"		
6	GASKET	1	RUBBER	---		
7	COVER CAP	1	SST	PASSIVATED		
8	FERRULE	1	BRASS	NICKEL, 100μ"		
9	SHELL	1	SST	PASSIVATED		
10					DRAWN	
11					C. ZUNIGA	3/9/05
12					CHECKED	
13					ORJ DRAWN	
14					C. ZUNIGA	3/9/05
#	DESCRIPTION	QTY	MATERIAL	FINISH	APPROVALS	DATE

UNLESS OTHERWISE SPECIFIED:

DIMENSIONS ARE IN INCHES
 AND [MILLIMETERS]
 UNLESS OTHERWISE NOTED
 TOLERANCES ARE:

DECIMALS	DIAMETER
----------	----------

RF

connectors

DIVISION OF RF INDUSTRIES, LTD.

7610 MIRAMAR RD
 SAN DIEGO, CA 92126
 (858) 549-6340
 (858) 549-6345 FAX

SMA PLUG, CRIMP

RIGHT ANGLE

SIZE A	CABLE GROUP B	DWG NO. RSA-3010-B-SS	REV —
-----------	------------------	--------------------------	----------

SCALE: NTS CAD FILE OUTLINE SHEET 1 OF 1